

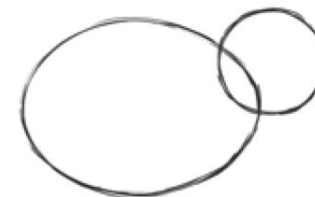


DRAW WITH A PARK RANGER




Let's draw
this Yosemite
black bear!

1



Start out with simple shapes.
Try to draw lightly for now. We're
going to draw over this at the end!

2




Add lines for the bear's legs.

3




Draw an "s" shape
for the bear's shoulder.

4



Draw in the rest
of the bear's legs.

5




Draw four big bear paws!

6




Draw the bear's ears and
the bottom of its head.

7




Give your bear a snout
and two small eyes.

8



Add a few details,
like a nose and claws.

9



Draw over your light lines.
Give your bear some fur, and
color it in if you'd like!